

REDLINE RAMPAGE

Cabinet Type

42" Deluxe Cabinet (7 Amps)

Shipping Dimensions:

62" L x 44" W x 85" H, 540 LBS

Installed Dimensions:

68" L x 41" W x 79" H, 490 LBS

Container Quantity:

20' = 7
 40' = 14
 48' = 18
 53' = 20



CORPORATE HEADQUARTERS

1380 Piper Drive
 Milpitas, CA 95035
 PH. (408) 597 3400
 FX. (408) 597 3437

www.globalvr.com
service.globalvr.com

sales@globalvr.com
techsupport@globalvr.com

FACTORIES

R&M Warehouse

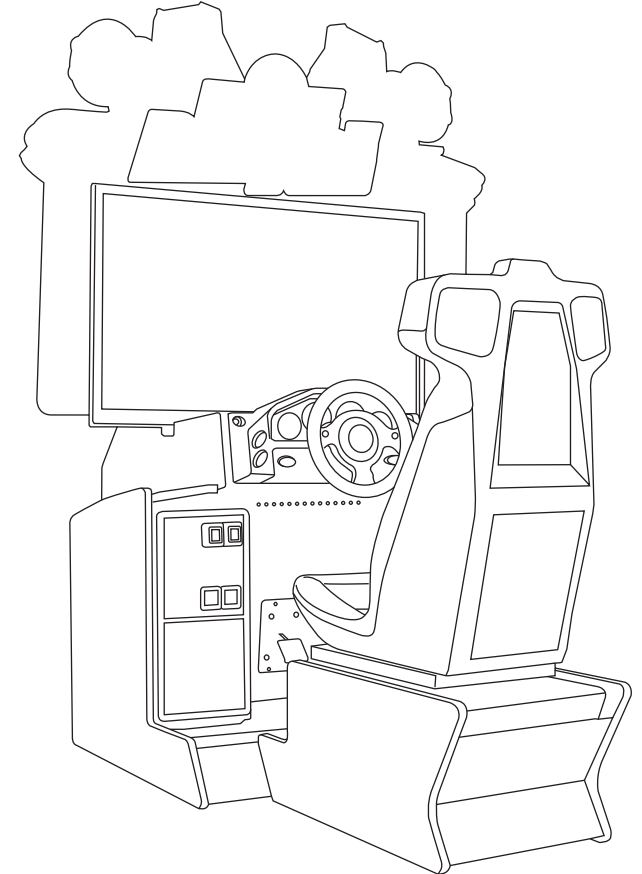
3720 River Road
 Franklin Park, IL 60131

Fun Company

960 South Monroe Street
 New Lisbon, WI 53950

For your convenience, use our **Interactive Container Map** to easily see how to fit our cabinets in standard trucks and containers. Go to www.globalvr.com and click **SALES**.

Call GLOBAL VR for details and shipping information.
 Amp rating shown is recommended available current at 115 VAC.
 Installed and shipping weights may vary.



'15

PRODUCT
 SPECIFICATION
 SHEET

GLOBAL VR and the GLOBAL VR logo are registered trademarks of Global VR, Inc. All other trademarks are the property of their respective owners.

THE SWARM™

Cabinet Type

42" Standard 2D Cabinet (7 Amps)
 47" Deluxe 3D Cabinet (7 Amps)
 55" Deluxe 3D Cabinet (7 Amps)

Shipping Dimensions (42" Standard):

62"L x 44"W x 85"H, 500 LBS

Installed Dimensions (42" Standard):

58"L x 40"W x 82"H, 475 LBS

Shipping Dimensions (47" Deluxe):

61"L x 45"W x 66"H, 417 LBS

Installed Dimensions (47" Deluxe):

72"L x 56"W x 97"H, 370 LBS

Shipping Dimensions (55" Deluxe):

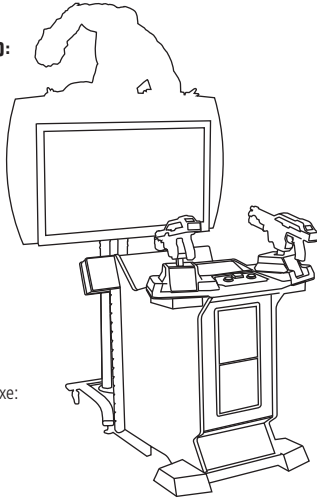
61"L x 45"W x 66"H, 432 LBS

Installed Dimensions (55" Deluxe):

72"L x 56"W x 97"H, 385 LBS

Container Quantity:

42" Standard:	47" Deluxe:	55" Deluxe:
20' = 7	20' = 7	20' = 7
40' = 14	40' = 14	40' = 14
48' = 18	48' = 18	48' = 18
53' = 20	53' = 20	53' = 20



TWISTED – NITRO STUNT RACING

Cabinet Type

32" Standard Cabinet (6 Amps)
 42" Deluxe Cabinet (7 Amps)

Shipping Dimensions (32" Std):

62"L x 44"W x 85"H, 530 LBS

Installed Dimensions (32" Std):

68"L x 32"W x 78"H, 470 LBS

Shipping Dimensions (42" Dlx):

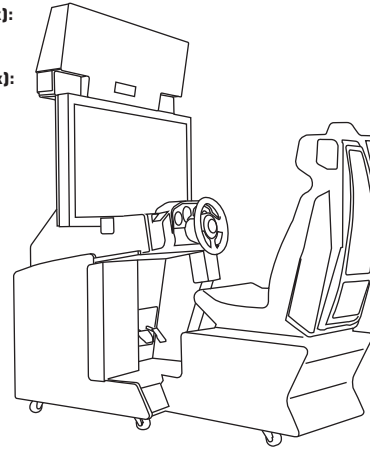
62"L x 44"W x 85"H, 540 LBS

Installed Dimensions (42" Dlx):

68"L x 41"W x 79"H, 490 LBS

Container Quantity:

32" Standard:	42" Deluxe:
20' = 7	20' = 7
40' = 14	40' = 14
48' = 18	48' = 18
53' = 20	53' = 20



GREAT GAMES FROM NICKELS & DIMES INC.

King of the Big Wheel:

Standard Version Specs:

Power: 110 VAC

72"L x 33"W x 80"H, 480 LBS

SailFish:

Power: 370W (120VAC)

Installed Dimensions: 76.5"L x 33"W x 94"H

Coffee Cup:

Seats up to 3 Children, 75 LBS Max

Power: 3.3AMPS (120VAC)

Installed Dimensions: 56"L x 56"W x 61"H

Strike-It:

Power: 400W (110/220VAC)

Installed Dimensions: 27"L x 27"W x 158"H, 135 LBS

SHH...! WELCOME TO FRIGHTFEARLAND™

Cabinet Type

42" Standard Cabinet (7 Amps)
 50" Deluxe Cabinet (7 Amps)

Shipping Dimensions (42" Deluxe):

62"L x 44"W x 85"H, 500 LBS

Installed Dimensions (42" Deluxe):

58"L x 40"W x 82"H, 450 LBS

Shipping Dimensions (50" Deluxe):


61"L x 45"W x 66"H, 417 LBS

Installed Dimensions (50" Deluxe):

72"L x 56"W x 110"H, 370 LBS

Container Quantity:

42" Standard:	50" Deluxe:
20' = 7	20' = 7
40' = 14	40' = 14
48' = 18	48' = 18
53' = 20	53' = 20



BLAZING ANGELS™

Cabinet Type

42" Deluxe Sit-Down Cabinet (7 Amps)
 42" Upright Cabinet (5 Amps)

Shipping Dimensions (Sit-Down):

38"L x 44"W x 86"H, 460 LBS

Box 1 of 2 (Display Cabinet):

38"L x 44"W x 86"H, 460 LBS

Box 2 of 2 (Seat Cabinet):

44"L x 38"W x 59"H, 235 LBS

Installed Dimensions (Sit-Down):

74"L x 40"W x 79"H, 560 LBS

Shipping Dimensions (Upright):

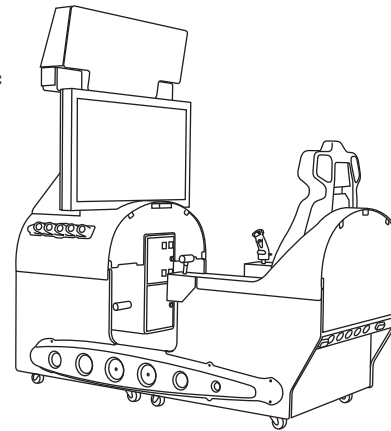
62"L x 44"W x 85"H, 500 LBS

Installed Dimensions (Upright):

58"L x 40"W x 82"H, 475 LBS

Container Quantity:

42" Sit Down:	42" Upright:
20' = 7	20' = 7
40' = 12	40' = 14
48' = 14	48' = 18
53' = 16	53' = 20



CONVERSION KITS

Redline Rampage:

GLOBAL VR Kit:

Box Dimensions: 30" x 20" x 20"

Weight: 39 LBS

The Swarm™:

GLOBAL VR 2D Kit:

Box Dimensions: 30" x 20" x 20"

Weight: 39 LBS

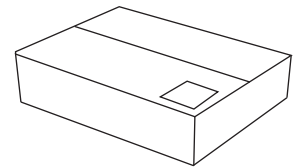
Universal 2D Kit (2 pieces):

Box 1 Dimensions: 30" x 20" x 20"

Weight: 64 LBS

Box 2 Dimensions: 36" x 16" x 5"

Weight: 10 LBS



Note: Minimum monitor sizes are shown for game cabinets. Larger monitors may be used depending on availability.